

R 1250 GS-P Harness

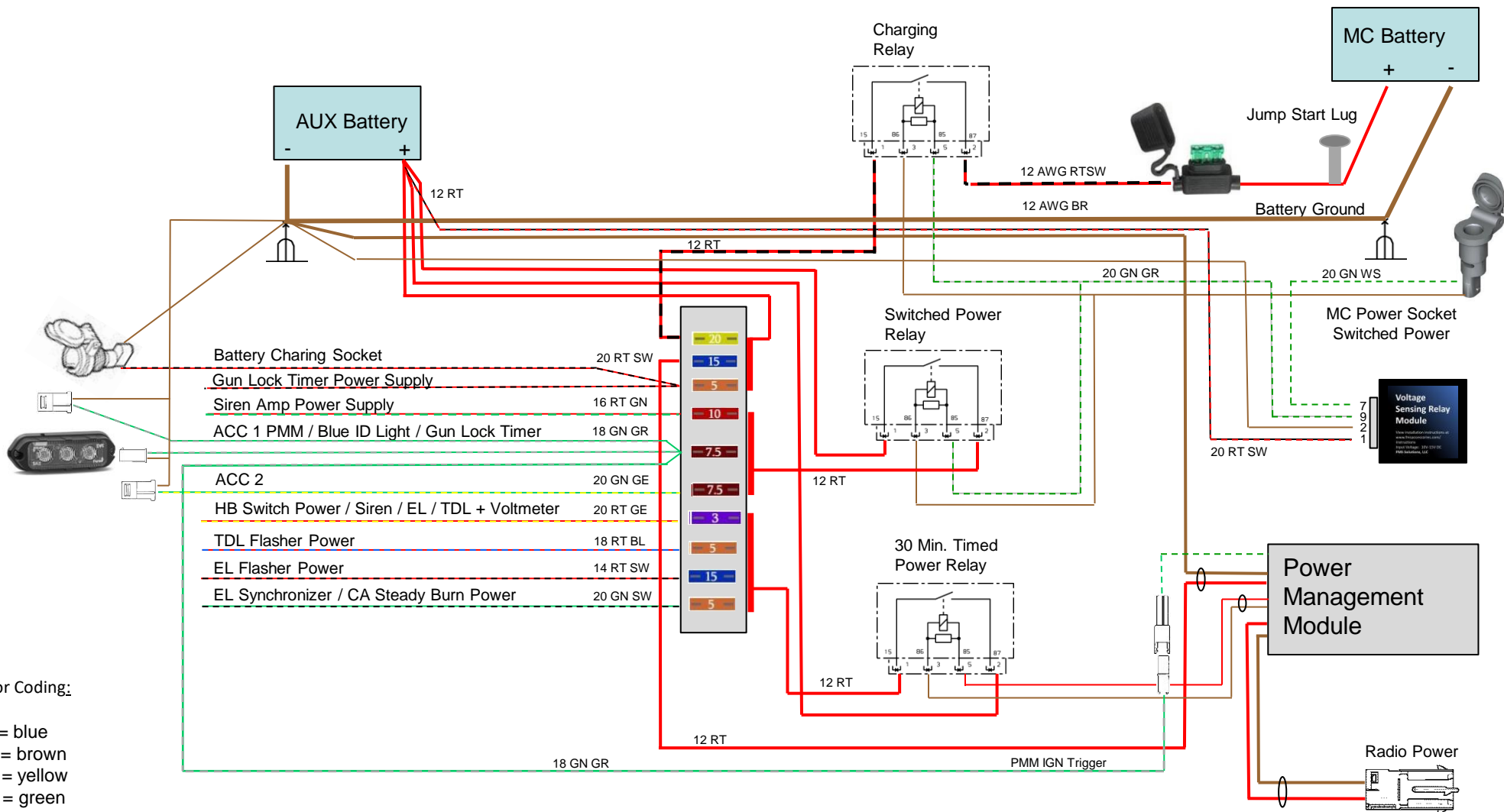
MY 2021 forward

- Fuses / Power Distribution
- Siren System Connections
- Handlebar Switches / Indicators / Voltmeter
- Accessory and Gun Lock Connections
- LED Take-Down Lights
- Main Harness Plug Connections
- LED Emergency Lighting System
- Drilling Templates

R 1250 GS-P Harness

MY 2021 forward

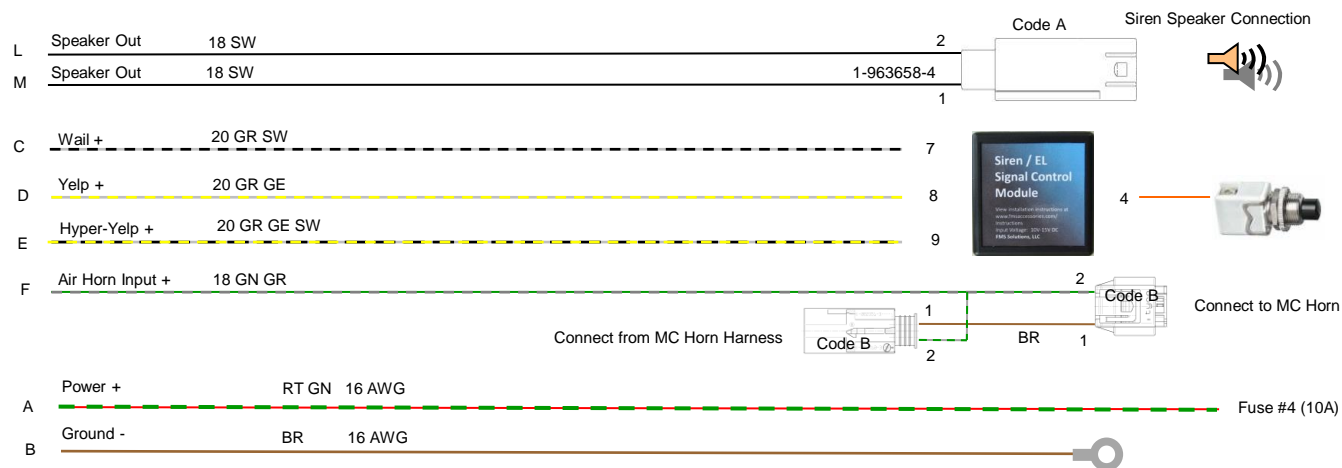
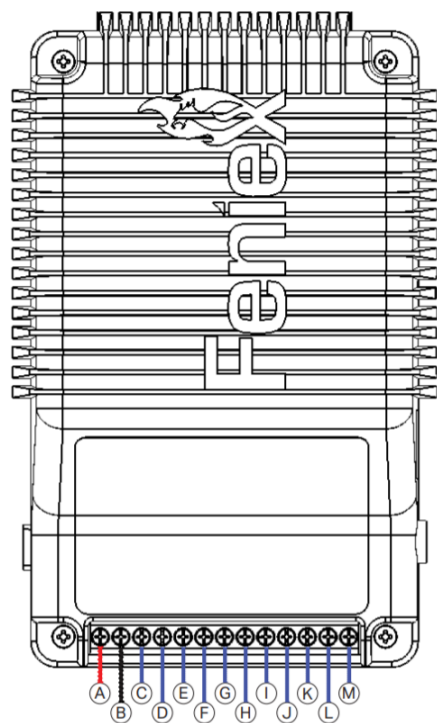
Fuse / Power Management



R 1250 GS-P Harness

MY 2021 forward

Feniex Siren Connections



Color Coding:

- BL = blue
- BR = brown
- GE = yellow
- GN = green
- GR = gray
- RT = red
- OR = orange
- SW = black
- VI = violet
- WS = white
- TR = transparent

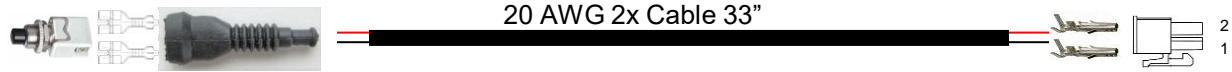
KEY	FUNCTION	POLARITY	CONNECTION
A	Positive	12v (+)	Positive Terminal
B	Ground	12v (-)	Ground Terminal
C	Tone 1	12v (+)	Latching Switch
D	Tone 2	12v (+)	Latching Switch
E	Tone 3	12v (+)	Latching Switch
F	Tone 4	12v (+)	Latching Switch
G	Horn Ring	12v (+)	Vehicle Horn Signal
H	Park Kill	12v (+)	Vehicle Park Signal
I	Rebroadcast	12v (+)	Latching Switch
J	Radio Input	N/A	Radio Speaker Output
K	Radio Input	N/A	Radio Speaker Output
L	100w Speaker	N/A	Speaker Terminal
M	100w Speaker	N/A	Speaker Terminal

R 1250 GS-P Harness

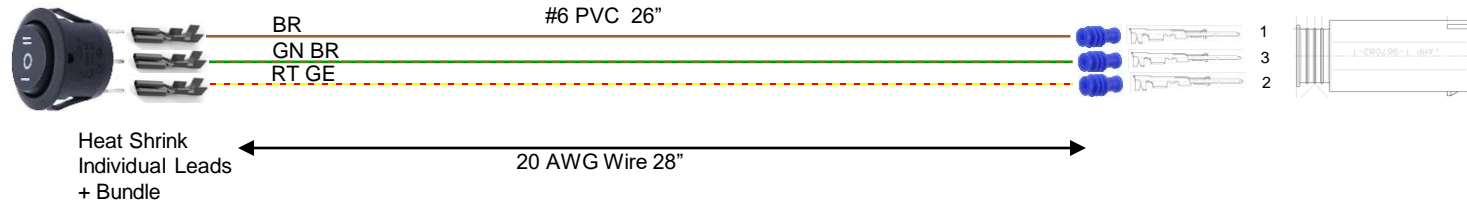
MY 2021 forward

Radio Speaker, Radar, Map Light and Gun Lock Connections

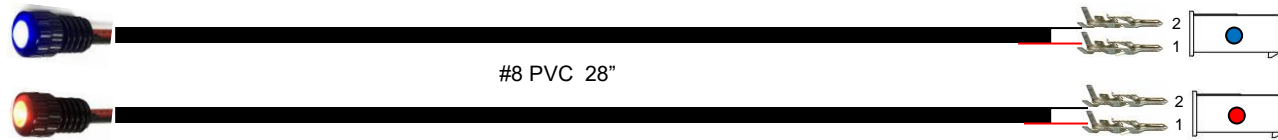
Siren / EL Push Button Harness




TDL Switch Harness



LED Indicator Light Harness



Voltmeter Harness



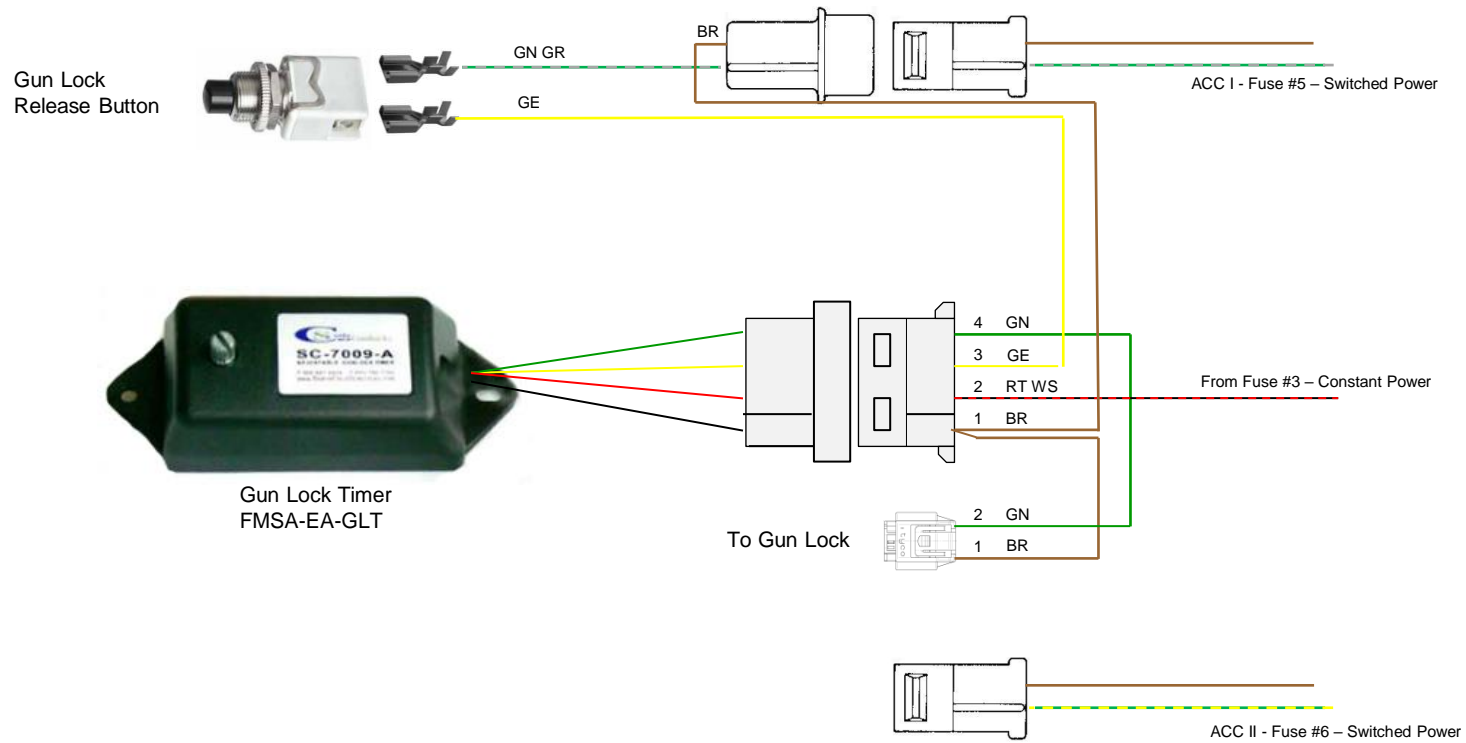
Color Coding:

- BL = blue
- BR = brown
- GE = yellow
- GN = green
- GR = gray
- RT = red
- OR = orange
- SW = black
- VI = violet
- WS = white
- TR = transparent

R 1250 GS-P Harness

MY 2021 forward

Gun Lock / Accessory Connections



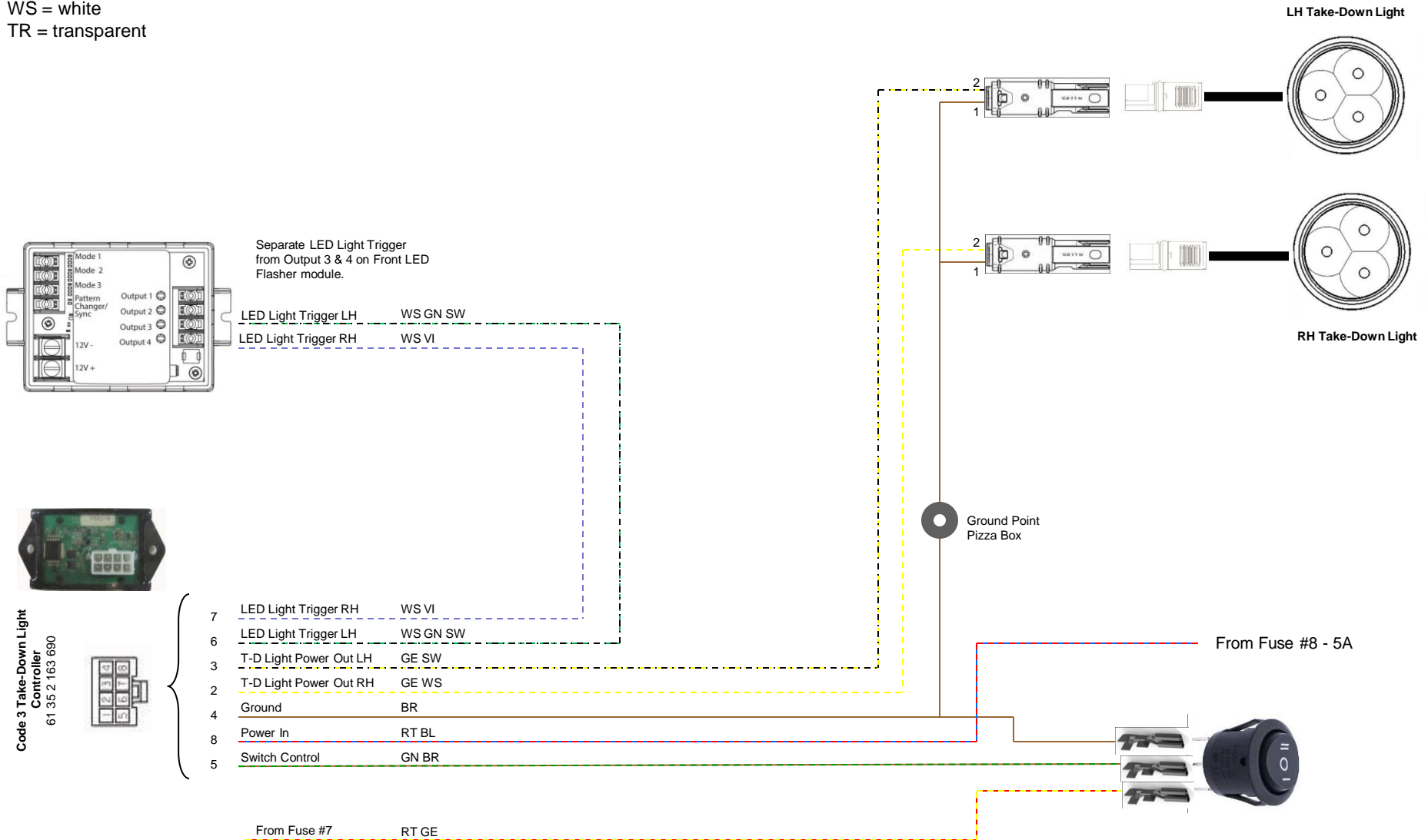
Color Coding:

BL = blue
 BR = brown
 GE = yellow
 GN = green
 GR = gray
 RT = red
 OR = orange
 SW = black
 VI = violet
 WS = white
 TR = transparent

Color Coding:

- BL = blue
- BR = brown
- GE = yellow
- GN = green
- GR = gray
- RT = red
- OR = orange
- SW = black
- VI = violet
- WS = white
- TR = transparent

R 1250 GS-P Harness MY 2021 forward LED Take Down Lights

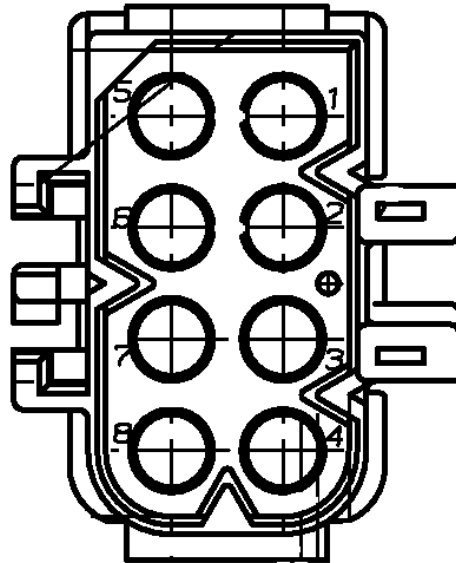


Color Coding:

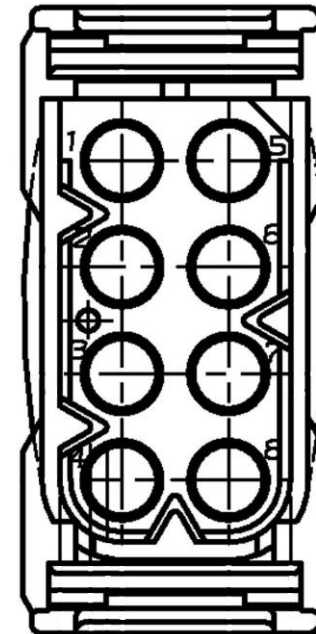
- BL = blue
- BR = brown
- GE = yellow
- GN = green
- GR = gray
- RT = red
- OR = orange
- SW = black
- VI = violet
- WS = white
- TR = transparent

R 1250 GS-P Harness MY 2021 forward Harness Plug Layout

- BR 12 AWG
- BR 18 AWG
- SW 18 AWG
- BR 16 AWG



- RT SW 12 AWG
- GN WS 18 AWG
- WS 18 AWG
- Empty




- BR 12 AWG
- BR 18 AWG
- SW 18 AWG
- BR 16 AWG

Color Coding:


- BL = blue
- BR = brown
- GE = yellow
- GN = green
- GR = gray
- RT = red
- OR = orange
- SW = black
- VI = violet
- WS = white
- TR = transparent

R 1250 GS-P Harness MY 2021 forward Harness Plug Layout

- 1-WS VI
- 2-WS GN
- 3-WS GE
- 4-WS GR
- 5-WS GN SW
- 6-GN GR



- 7-RT GE
- 8-GE SW
- 9-GE WS
- 10-OR
- 11-OR SW
- 12-GN BR



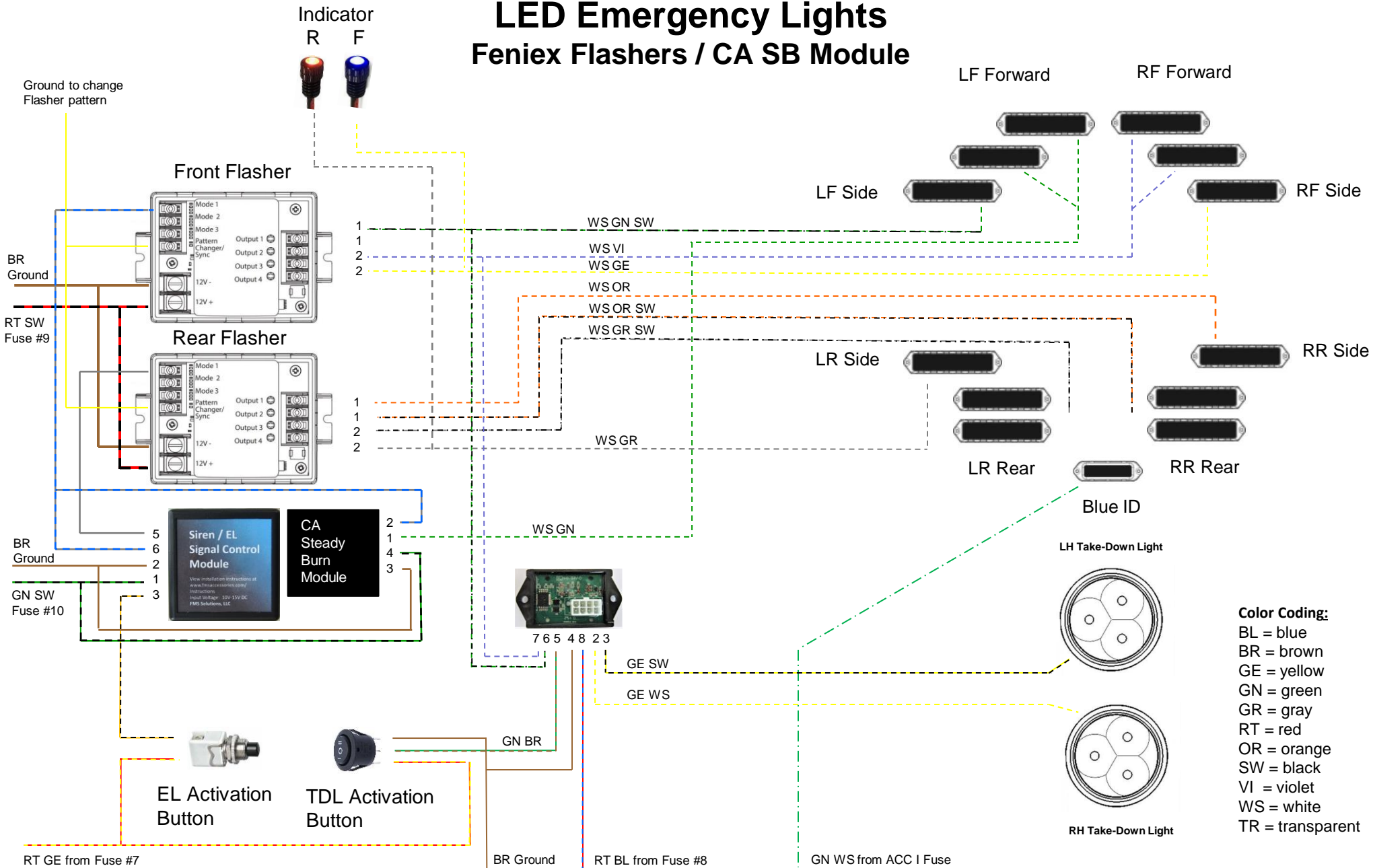
- 1-WS VI
- 2-WS GN
- 3-WS GE
- 4-WS GR
- 5-WS GN SW
- 6-GN GR

R 1250 GS-P Harness

MY 2021 forward

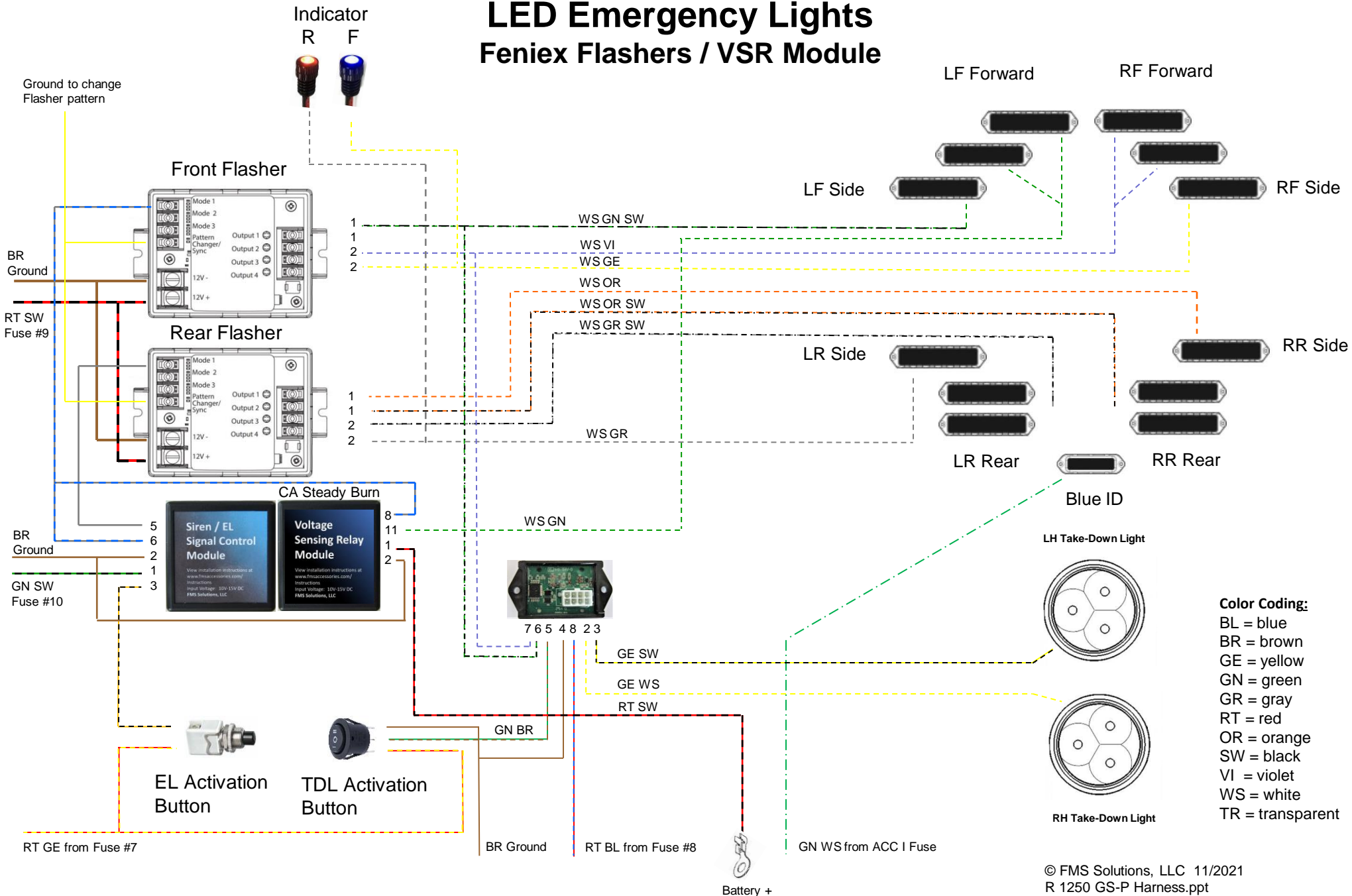
LED Emergency Lights

Feniex Flashers / CA SB Module



Color Coding:
 BL = blue
 BR = brown
 GE = yellow
 GN = green
 GR = gray
 RT = red
 OR = orange
 SW = black
 VI = violet
 WS = white
 TR = transparent

R 1250 GS-P Harness MY 2021 forward LED Emergency Lights Feniex Flashers / VSR Module



A ●

B ●

R 1250 GS-P
Jesse Pizza Box
Drilling Template
FMS-0063-006

LH

RH

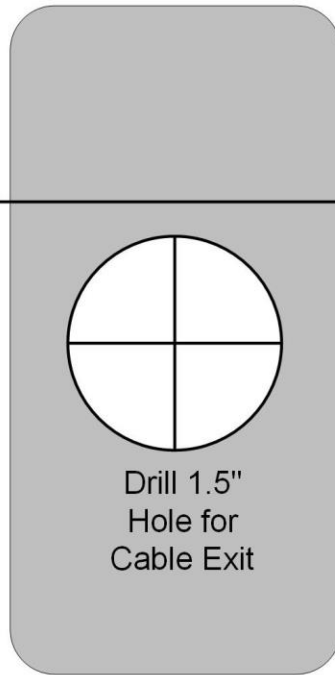
Measure
6.50" to
center line of
Box.



B



C



Drill 1.5"
Hole for
Cable Exit

06.6

14.80



B



B

R 1250 GS-P Rear Box
MY 2021 forward
Light Placement

